

FROM HEAD TO TOE

21st

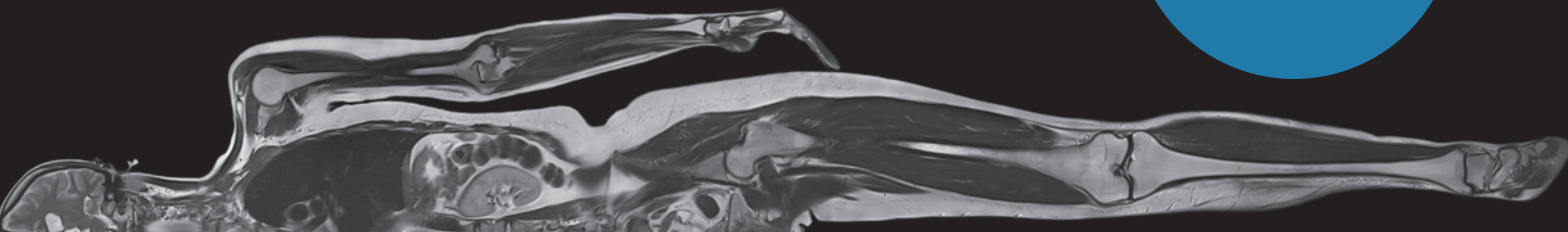
3-6 May

GRAZ, Austria

ADVANCED MRI 2017

CME-CREDITS

EACCME:
ÖRG / DFP:
DRG:
SGR-SSR:



PROGRAM HIGHLIGHTS

This course brings together a faculty of experienced lecturers noted for their expertise in central nervous system, musculoskeletal, head and neck, and body imaging. The intensive four day course of instruction focuses on current clinical applications and incorporates the latest technical advances. Ample time is provided for question and answer periods as well as an informal exchange of ideas and experiences with faculty members.

CME CREDITS

European Accreditation Council for
Continuing Medical Education (EACCME)

Österreichische Röntgengesellschaft /
DFP der Österreichischen Ärztekammer

Deutsche Röntgengesellschaft

Schweizerische Gesellschaft
für Radiologie (SGR-SSR)

PROGRAM DIRECTORS

John F. Feller, MD

Medical Director
Desert Medical Imaging
Indian Wells, CA, USA
American Medical Center,
Shanghai, China

Petra Kullnig, MD

Telemedicine Clinic,
Barcelona, Spain

FACULTY



John F. Feller, MD

Medical Director, Desert Medical Imaging / Indian Wells, CA, USA
American Medical Center, Shanghai, China



Blake A. Johnson, MD

Director of CNS Imaging, Center for Diagnostic Imaging
Minneapolis, MN, USA



Russel N. Low, MD

Sharp and Children's MRI Center
San Diego, CA, USA



Andrea Rockall, MRCP, FRCR

Consultant Radiologist, The Royal Marsden NHS Foundation Trust
Visiting Professor of Radiology, Imperial College London



Phillip F.J. Tirman, MD

Musculoskeletal Imaging
RIMA, Westlake Village, CA, USA



Filip VanHoenacker, MD

Department of Radiology, General Hospital Sint-Maarten,
Duffel-Mechelen, Universities of Antwerp and Ghent, Duffel, Belgium

21st

ADVANCED MRI 2017

3-6 May
GRAZ, Austria

PROGRAM

WEDNESDAY MAY 3rd

14:00 Introduction and Opening
Remarks P. Kullnig

14:05 Image Guided MSK
Therapeutic Stem Cell
Therapy J.F. Feller

14:50 Regenerative Therapy: What
You Need to Know
B.A. Johnson

15:20 Nuts and Bolts of Body MRI:
Protocols, Tips, and
Techniques R.N. Low

15:50 Break

16:10 Diffusion and Perfusion New
Tools for Body MRI 2017
R.N. Low

16:50 MRI of the Shoulder: a
Structured Approach
P.F.J. Tirman

17:30 Questions and Answer
Period

PROGRAM

THURSDAY
MAY 4th

09:00 Imaging evaluation of Head and Neck Lesions
B.A. Johnson

09:40 Problem Solving with Body MRI - A Clinical Approach
R.N. Low

10:20 Break

10:40 mpMRI of the Prostate including PI-RADS v2
J.F. Feller

11:20 MR Guided Biopsy of the Prostate
J.F. Feller

12:00 Questions and Answer Period

12:10 Industry-Sponsored Symposium

12:40 Lunch

14:20 MRI of Bone Tumors
F. VanHoenacker

15:00 MRI of Osteomyelitis F. VanHoenacker

15:40 MRI of the Knee: A Structured Approach
P.F.J. Tirman

16:20 Break

16:40 MRI of the Elbow: A Structured Approach
P.F.J. Tirman

17:20 Questions and Answer Period

PROGRAM

FRIDAY MAY 5th

09:00 MRI of Soft Tissue Tumors
F. VanHoenacker

09:40 mpMRI of the Prostate: Beyond Prostate Cancer
J.F. Feller

10:20 Break

10:40 CNS Tumors and Tumor Mimics
B.A. Johnson

11:20 Imaging Basal Ganglia Abnormalities
B.A. Johnson

12:00 Questions and Answer Period

12:10 Industry-Sponsored Symposium

12:40 Lunch

14:20 MRI of Myometrial Masses
A. Rockall

15:00 MRI of Cirrhosis and Diffuse Liver Disease
R.N. Low

15:40 MRI of the Wrist: a Structured Approach
P.F.J. Tirman

16:20 Break

16:40 MRI of the Lumbar Spine: a Structured Approach
P.F.J. Tirman

17:20 Questions and Answer Period

PROGRAM

SATURDAY
MAY 6th

09:00 MRI for Problem Solving in
Female Pelvic Pain
A. Rockall

09:40 MRI for Characterisation of
Indeterminate Adnexal
Masses A. Rockall

10:20 Break

10:40 MRI of Peritoneal
Malignancy 2017
R.N. Low

11:20 Imaging the Post-operative
Spine: What the Surgeon
Needs to Know
B.A. Johnson

12:00 Imaging Cervical Spine
Trauma
J.F. Feller

12:40 Questions and Answer

STREAMING LECTURES

All participants of this course
will get access to the Streaming
Lectures:

DEMO
www.advancedmri.eu

VENUE



congress | graz
Sparkassenplatz,
8010 Graz, Austria
www.mcg.at

CONGRESS OFFICE

Wednesday, May 3rd

11:30 am - 5:00 pm

Thursday, May 4th

08:00 am - 5:00 pm

Friday, May 5th

08:00 am - 5:00 pm

Saturday, May 7th

08:00 am - 11:00 am

+43 316 31 62 54

ORGANIZATION


conventa
dare to be different

conventa e.U.
Villefortgasse 22
8010 Graz

+43 316 31 62 54
office@conventa.at

Österreichisches
Umweltzeichen

Green Meetings

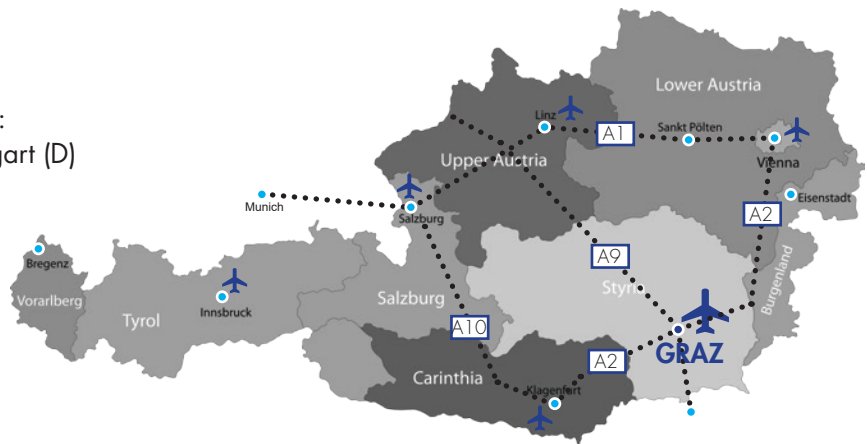


ZERTIFICATED GREEN EVENT

We aim at organising the Meeting/Event according to the criteria of the Austrian Eco-label for Green Meetings / Green Events.

Graz can easily be reached by plane from:
Berlin, Düsseldorf, Frankfurt, Munich, Stuttgart (D)
Salzburg, Vienna (A)
Zurich (CH)

Please check the flight plan at
www.flughafen-graz.at



TRAVEL GREEN

Travel to Graz eco-friendly by using the train (ÖBB)
www.oebb.at

REGISTRATION

21st ADVANCED MRI 2017, May 3-6

MR.	MRS.	LAST NAME	FIRST NAME
<input type="text"/>	<input type="text"/>	<input type="text"/>	<input type="text"/>

ADDRESS	ZIP (POSTAL) CODE AND CITY	COUNTRY
<input type="text"/>	<input type="text"/>	<input type="text"/>

PHONE	FAX	EMAIL
<input type="text"/>	<input type="text"/>	<input type="text"/>

For AUSTRIAN participants ONLY:

ÖÄK-NUMMER*	DATE OF BIRTH
<input type="text"/>	<input type="text"/>

*Sie können Ihre ÖÄK-Nummer unter <http://abfrage.aerztekammer.at> abfragen

Return this form to:
Villefortgasse 22, 8010 Graz, Austria
FAX +43 316 316254, office@conventa.at

FORM OF PAYMENT

BANK TRANSFER

ADVANCED MRI 2017 at BAWAG-PSK, Swift Adress-BIC: BAWAATWW, IBAN: AT57 6000 0000 79360063

MASTERCARD

VISA

CREDIT CARD NO.

VALID THRU

CVV-NO.

 -

NAME OF CARD HOLDER

SIGNATURE OF CARD HOLDER

AMOUNT TRANSFERRED

PAYMENT BEFORE MARCH 28TH 2017

PAYMENT AFTER MARCH 28TH 2017

800€
regular fee

650€
colleagues in
residency

900€
regular fee

750€
colleagues
in residency

DATE & PARTICIPANT'S SIGNATURE

HOTEL RESERVATION INFORM- ATION

CONTACT

Graz Tourism, Barbara Kollmann
Messeplatz 1, 8010 Graz, Austria
Tel.: ++43-316 / 8075-49,
Fax: ++43-316 / 8075-55
e-mail: km@graztourismus.at,
www.graztourism.at

STREAMING
LECTURES
INCLUDED!

GENERAL CONDITIONS

REGISTRATION FEES

REGULAR FEE

€ 800,- (payment before March 28th)

€ 900,- (payment after March 28th)

SPECIAL RATE (COLLEAGUES IN RESIDENCY)

€ 650,- (payment before March 28th)

€ 750,- (payment after March 28th)

Application for the special rate must be accompanied by the required official document. All break-refreshments and lunch-buffets are included in the registration fee

SECURE ONLINE REGISTRATION

Please register online at
<https://advancedmri.eu/register>.

Accepted payment methods are credit cards (MasterCard and Visa) and bank transfer.

Upon receipt of both your registration and payment, a confirmation of registration will be sent.

SECURE ONLINE REGISTRATION:

[https://advancedmri.eu/
register](https://advancedmri.eu/register)

OFFLINE REGISTRATION FORM

Please fill out your registration form in BLOCK LETTERS and send it with a copy of payment enclosed to:

covennta e.U., Villefortgasse22, 8010 Graz, Austria
Fax: +43 316 31 62 54, e-mail: office@conventa.at

Upon receipt of both a valid registration form and payment, a confirmation of registration will be sent. Please note that your signature on the registration form is mandatory. We advise you to bring your confirmation of registration and a copy of the bank transfer to the congress.

Account name: ADVANCED MRI 2017, BAWAG PSK
Swift Address-BIC: BAWAATWW
IBAN-Code: AT57 6000 0000 7936 0063

A copy of the bank transfer must be attached to the registration form. Please make sure that your name is printed clearly on the bank transfer. All bank charges must be paid by sender.

CANCEL- LATIONS

We must be notified of all cancellations in writing. Cancellations will be subject to the following conditions:

- Cancellations up to **April 4th 2017 - full fee refund**
- Cancellations after **April 4th 2017 - no refunds**
- Names changes requested before **April 4th 2017 are accepted**

Refunds will be processed after the congress closing date.

GOLD SPONSOR

SIEMENS
Healthineers



The logo graphic for Siemens Healthineers consists of a cluster of orange dots of varying sizes, arranged in a pattern that suggests movement or a network, positioned to the right of the text.

SILVER SPONSOR



Science For A Better Life

SPONSORS



Now's our time to
inspire the future
of healthcare together

Engineering success. Pioneering healthcare. Together.



healthcare.siemens.at

SIEMENS
Healthineers